



ELECTROMIG 330 WAVE 400V AQUA



Overview

ELECTROMIG 330 WAVE 400V AQUA

cod. 816062

Microprocessor controlled, multiprocess MIG-MAG (continuous and pulse), FLUX/BRAZING/MMA/TIG DC-Liftinverter welding machine.

The WAVE OS system makes welding operations: customisable to suit customer-specific requirements; traceable and analysable, by saving data via USB; simplified, thanks to SYNERGIC adjustment of parameters.

Maximum operational flexibility for use in a wide variety of application sectors, from maintenance to installation and interventions at body shops.

It is possible to operate on different welded materials (steel, stainless steel, aluminium), brazed materials (galvanised and zinc-plated sheet metal) with specific welding processes having low thermal transfer, ROOT-MIG and ATC, and specific processes for aluminium and brazed materials AB PULSE and AB PoP.

The intelligent and automatic control of the arc, instant by instant, will maintain high levels of welding in all working conditions, with different materials and/or gases.

Complete with VRD device.

Supplied with various stored welding programmes, it offers the possibility also to store, trace and export more customised programmes.

Complete with MIG-MAG torch, cable and earth clamp and water cooling unit AQUA.



MMA TIG DC LIFT



COIL 15 kg



EAC CERTIFICATION



MIG-MAG FLUX



CE MARKING

Technical data



CODE 816062




















MAX ABSORBED CURRENT 16 A



D. USABLE ELECTRODES IN DC 1,6 - 6 mm



ELECTROMIG 330 WAVE 400V AQUA

 THREE PHASE MAINS VOLTAGE 400 V	 ABSORBED CURRENT AT 60% - MAX 10,5 A	 STEEL WELDING WIRE DIAMETER 0,6 - 1,2 mm
 MAINS FREQUENCY 50 / 60 Hz	 MAX ABSORBED POWER 9,2 kW	 INOX WELDING WIRE DIAMETER 0,8 - 1,2 mm
 CURRENT RANGE 20 - 300 A	 ABSORBED POWER AT 60% 6,7 kW	 ALUMINIUM WELDING WIRE DIAM. 0,8 - 1,2 mm
 MAX CURRENT DC (EN 60974-1) 270 @ 30% A	 MAINS FUSE 16 A	 FLUX CORED WELDING WIRE DIAM. 0,8 - 1,2 mm
 DC CURRENT 205 A	 EFFICIENCY 90 V	 BRAZING WIRE DIAM. 0,8 - 1,2 mm
 MAX NO LOAD VOLTAGE 63 V	 POWER FACTOR (cosphi) 0,9	

Included Accessories

TORCH HOOK - 645704

CABLE 25MMQ 3M-WORK CLAMP-DX 50 - 713192

MT500 MIG TORCH 3M AQUA - 722625

G.R.A. 3300 GRUPPO RAFFREDDAM.ACQUA 230V - 802942